

Challenger's Mobile Columns provide the flexibility and convenience to lift any rubber-tired vehicle within rated capacity without pits, cables, or compressed air. These lifts feature adjustable forks and can handle a wide variety of vehicle types, and thanks to the available under-car clearance, they are an excellent choice to service batteries on electric vehicles. Any paired column can operate all Mobile Columns, and our CLHM series allows you to connect up to eight units. All feature a 24v, rechargeable battery system that provides wire-free operation.



 MODEL # CLMM-5000

5K MEDIUM-DUTY

MODEL # CLMM-5000

Our CLMM Series, with a lifting capacity of 5,000 lbs. per column, is an excellent choice for lifting and servicing medium-duty and electric vehicles. Our CLMM Series features a membrane control panel and sturdy handles for maneuvering the lifts around your shop.

12.5K HEAVY-DUTY / EXTENDED FORKS

MODEL # CLHM-125-XF

Our XF Series of Mobile Column Lifts helps your technicians lift vehicles with recessed or dually tires. These lifts **come standard with 22" forks** compared to our CLHM-140/190 that feature 11" forks.



 MODEL # CLHM-125-XF



LIFT ANY 2, 3 OR 4-AXLE, RUBBER-TIRED VEHICLE
UP TO 152,000 LBS.
WITH 8 HD COLUMNS CONNECTED

 MODEL # CLHM-140

14K & 19K HEAVY-DUTY

MODEL # CLHM-140 & CLHM-190

Our CLHM140/190 columns are capable of lifting **up to 152,000 lbs.*** on any solid surface. Built with a heavy-duty, pallet-jack-style tow handle for comfortable maneuverability.

 **Connect up to 6 or 8 HD columns wireless.**

MOBILE COLUMN ACCESSORIES

Upgrade your mobile columns to suit the different vehicle types your shop encounters, such as Forklift Adapters or Wing Plow Adapters.




14K
19K

CAB-OFF ADAPTER

Adjustable length accommodates 2- and 4-door trucks.

PART # CLHM-CA-15




14K
19K

CROSS-BEAM ADAPTER

32K adapter allows you to lift by the frame rails.

PART # CLHM-CB-32A



14K
19K

FORK LIFT ADAPTER

15K adapter allows you to raise forklifts 64".

PART # CLHM-FLA



14K
19K

REAR AXLE RESTRAINT

2K restraint designed for vehicles with multiple rear axles.

PART # CLHM-RAR-20



14K
19K

WING PLOW ADAPTER

Allows service of vehicles with optional equipment or recessed wheels.

PART # CLHM-SP-240



14K
19K

MAGNETIC LIGHT KIT

Includes two magnetic lights that are powered by the column.

PART # CLHM-LS-LK



14K
19K

GLARE SCREEN

Reduces glare as well as protect the screen from dirt.

PART # CLHM-GS



14K
19K

COLUMN COVER

Available in full or half, protects your mobile column. Sold individually.

PART # CLHM-CVR-F (FULL) | # CLHM-CVR-H (HALF)

SHOP EQUIPMENT

Challenger Lifts offers a wide range of heavy-duty shop equipment, made from high-quality materials, ensuring durability, and are sure to meet your needs and exceed your expectations.



HI-RISE TRANSMISSION JACK

1,000 or 1,200 lb. capacity, 4 quick ratcheting brackets

PART # CLHM-HTJ-1000 / CLHM-HTJ-1200



TRANSMISSION JACK

2,700 lb. capacity, 72" max height, 360° rotating head.

PART # CLHM-HTCJ-2000



ENGINE STAND

2,000 lb. capacity, adjustable, locking rear wheels

PART # CLHM-ES-2000



DISC BRAKE DOLLY

One-person operation, removes calipers & disc brake hubs

PART # CLHM-200



HD FLOOR JACK

6,000 lb. capacity, double-plunger design for quicker lift & longer stroke


PART # CLHM-FSJ-60Q



SHOP CRANE

2,200/4,400 lb. capacity, folds for compact storage

PART # CLHM-SC-440



LIFT LIGHT KIT

Rechargeable, magnetic, motion sensing, up to 45 hrs of battery life

PART # EAK0361V64A

For more information, visit challengerlifts.com or scan the QR code.

