

# R1090

## PRO 3D ALIGNMENT SYSTEM

### HIGH PERFORMANCE SYSTEM WITH SOLID VISION TECHNOLOGY

Equipped with fixed cameras, tire grabbing clamps and remote controlled sensors.

- Automatic positioning of the cameras
- Automatic recognition of the targets
- ADAS ready

### 3D CAMERAS COMMUNICATE VIA BLUETOOTH

No cables or interruptions during alignment process.

### AUTOMATIC LIFT LEVEL COMPENSATION

This innovative wireless system can be used on a number of service of lifts thanks to its automatic flatness compensation.

### AUTOMATIC CAMERA POSITIONING - ALIGNMENT READINGS IN SECONDS

No adapters required while obtaining caster readings

### NO MINIMUM BAY SIZE REQUIRED

Wireless capability with the mobility to move from bay to bay

### FAST AND EASY SET UP

with Console or Tablet Operated System

- Includes Android Tablet as a REMOTE indicator

Easy to follow alignment process with updated graphics that feature a time saving

### On Rack Test Drive Program

- Animated instructions
- Easy to read results
- Adjustment Illustrations
- Live adjustments
- Email or print alignment report

**Handheld tablet allows techs to read and make adjustments anywhere in the bay!**

### PRECISION TARGET READING HIGH RESOLUTION FIXED CAMERAS

New smaller, rubber armored, wireless measuring heads with digital display keyboard with remote-control function



### SINGLE SENSOR SUPPORT PROVIDES HEAD POSITION ON RUNWAYS FOR MULTIPLE VEHICLE WHEELBASES

Quick clamp to the lift, this pivoting support avoids damage with obstacles while lowering.



**Requires a single head position to measure different wheel base vehicles.**



Bluetooth transmission between measuring heads and control unit.

Large 32" HD Monitor



**New portable cabinet with increased storage.**

**Compact size for workshops with limited space.**



### QUICK RELEASE BATTERY CHARGE STATION

Convenient charge station on cabinet unit top. Swap batteries without losing readings. 8-hour battery life allows a full day of work.



### EXCLUSIVE 3DT® TARGETS with Solid Vision Technology EXTREMELY FAST NO ROLL-BACK COMPENSATION REQUIRED FOR MOST VEHICLES

- Extremely light
- No electronic components inside
- Built in leveling display
- No maintenance required



### 3 POINT + QUICK LOCKING TIRE CLAMPS

**FAST SETUP** with 4 self-centering 3 point tire clamps - includes quick locking units and ABS claws.





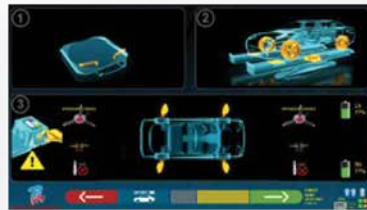

### HANDHELD TABLET CONNECTS VIA WIFI

Take the alignment tablet with you as you make assessments, adjustments and collect the necessary data to get the job done from anywhere in the bay.



### Always have live readings while making adjustments

The standard magnet kit is adhered to the back of the tablet allowing positioning directly to the lift or vehicle during the measuring processes.



### UPDATED ANIMATED INSTRUCTIONS AND GRAPHICS GUIDE THE ALIGNMENT PROCESS

**INCLUDES Spoiler Program** for lowered vehicles - measures sport and tuned car bodies.

## R1090PRO ADVANTAGES

### TOWER FREE SYSTEM

Maximize available workspace.

Don't give up valuable bayspace in your shop.

### NO MINIMUM BAY SIZE REQUIRED

No fixed obstacles or obstruction in front of lift.

Portable aligner console can be positioned anywhere for the ultimate convenience.

### NO COMPENSATION or ROLL BACK\*

No physical rolling or pushing of the vehicle to make runout compensation. Automatic and instant 3D target visualization.

\*FOR MOST VEHICLES

### NO INTERRUPTIONS

Perfect transmission signals. Always.

### NO LIMITATIONS Can be used at any height!

No need to dedicate bays for alignment service only.

Use the aligner in more than one bay location with optional sensor supports.



SCAN CODE FOR PRODUCT VIDEO

### STANDARD EQUIPMENT

- 1 control unit with PC, 32" monitor, keyboard, printer, mouse and mouse pad
- TABLET for running the Connect APP
- Wi-Fi dongle
- Remote control located on each sensor
- 2 measuring heads
- Extra set of batteries (2)
- 4, STDA35E/3D 3-point clamps with targets
- Set of 6 extensions for dually wheels
- 1 brake pedal depressor
- 1 steering wheel lock
- Instruction manual
- Runs on WINDOWS 10
- Two years free vehicle data updates
- 3-Year Parts Warranty
- 1-Year Labor Warranty

### OPTIONAL EQUIPMENT

#### STDA3D/QC

Kit of two stands for model R1080. For use with the R1080 Sensors as a Quick Alignment Check.

#### #S130205 Turning Radius Gauge

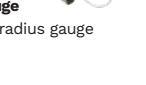

Single 1.5" tall stainless steel radius gauge No Pointer / 1-1/2" tall 4,500 lbs. (2,041kg) capacity (2 required)

#### #S130237 Turning Radius Gauge

Single 1.5" tall stainless steel radius gauge No Pointer / 1-11/16" tall 4,500 lbs. (2,041kg) capacity (2 required)

#### #WS0036 Cordless VIN Scan Tool

Includes charging/communication base, and 4-port USB adapter.



TECHNICAL DATA	ACCURACY	MEASURING RANGE	TOTAL RANGE
<b>FRONT AXLE</b>			
Total toe	+/- 2'	+/- 2°	+/- 20°
Partial toe	+/- 1'	+/- 1°	+/- 20°
Set-back	+/- 2'	+/- 2°	+/- 5°
Camber	+/- 2'	+/- 3°	+/- 10°
Caster	+/- 5'	+/- 10°	+/- 18°
King pin	+/- 5'	+/- 10°	+/- 18°
<b>REAR AXLE</b>			
Total toe	+/- 2'	+/- 2°	+/- 20°
Partial toe	+/- 1'	+/- 1°	+/- 20°
Set-back	+/- 2'	+/- 2°	+/- 5°
Camber	+/- 2'	+/- 3°	+/- 10°
Thrust angle	+/- 2'	+/- 2°	+/- 5°
Power supply	110v / 1Ø / 60 Hz		